


INSTRUCTIONS FOR UPGRADING THE LATEST VERSION OF WALLBOX




For some wallboxes can't be upgraded automatically through the APP installed on the Android phone, please manually upgrade the wallbox according to the following process:

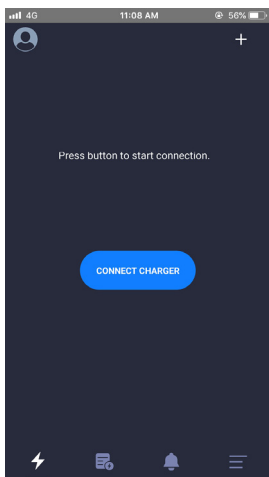


1. Uninstall the original APP on your phone

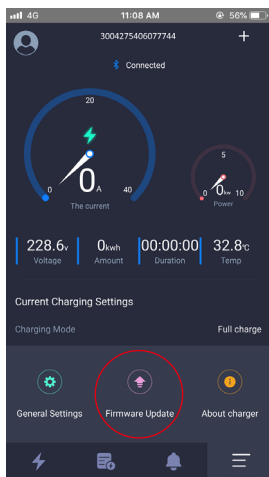
 Sending...



2. Our colleagues will send you the Automatically Restoration APP by email



3. Connect the phone to the wallbox via Automatically Restoration APP



4. After the connection, click Upgrade in Automatically Restoration APP. Then wallbox will be upgraded to the version suitable for Android phones



Please check the boot screen of your charging station. The last two digits represent the version number of the product. If the number is less than or equal to 10, please use EVSEMas-tet-10- to upgrade.

If the number is greater than or equal to 11, please use EVSEMas-tet-11+ to upgrade.

Note:

1. After upgrading the APP, it will be fully compatible with the wallbox and can automatically repair some of the previous failures.
2. The upgrade program is currently only for customers who use Android phones. Customers who use Apple phones do not need to upgrade.